

FUND FACTS

Fund type opened	Currency CZK, USD
Investment period monthly	Broker IB-Interactiv Brokers, X- trade brokers
Fund's underlying assets real estate, global markets & private equity	Investment horizon > 4 years
Minimal investment 1 million. Kč or 125,000 €	Lockup period 0 year
Geography area CZ, USA	Profit withdrawal every 6 months or twice a year
	Leverage max 2,5x

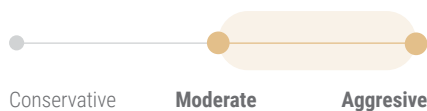
12%

TARGET NET PERFORMANCE

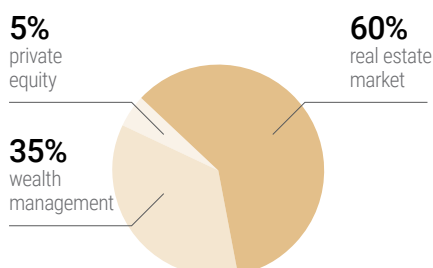
2%

ENTRY FEE

RISK PROFILE



DIVISION ALLOCATION STOCK INVESTMENT



Fund Investments

Real estate market

An administrator manages 60% of the assets. Investments are primarily directed to the area of the real estate market. These are mainly long-term investments for risk management, asset allocation, and diversification.

We focus mainly on regional projects outside of Prague, which allow us to fulfill our vision of dignified and high-quality living with satisfied customers. While the reality of development in Prague often consists of maximizing profit and the highest possible turnover of sold square meters, which affects the quality of houses and apartments, K&L Rock sees more sense in strengthening the supply of quality housing outside the big cities.

The Czech Republic has several attractive localities in which people deserve better and newer housing without the need to move from places where they were born and grew up.

Investments in private equity

The administrator manages 5% of the assets. There are investments focused on

the acquisition of business participation in business corporations (IT services & technologies, and industry - especially in the Central European region). The investment strategy consists of structured acquisition or organic investments in growth or dividend projects and private equity.

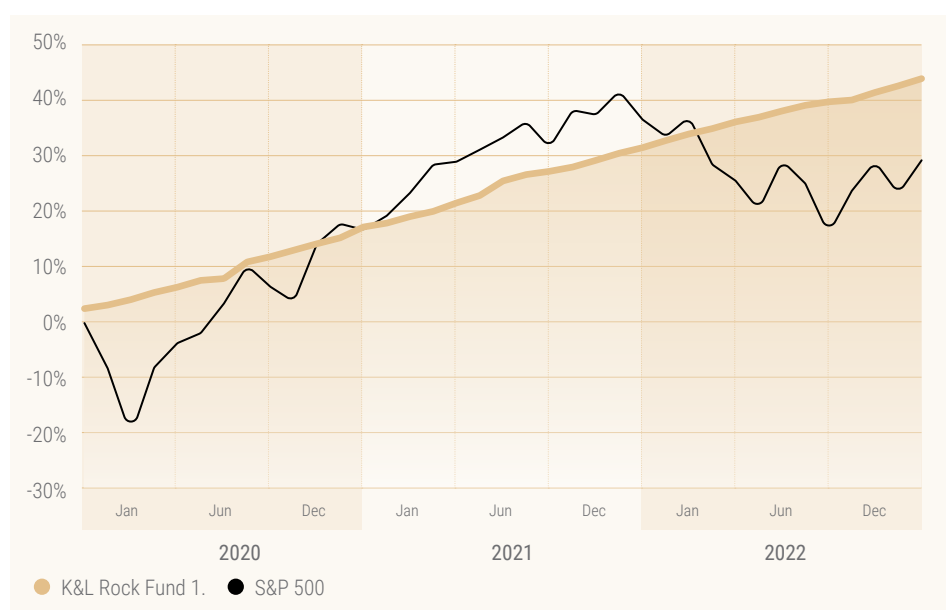
Part of the investment strategy is primarily industry consolidation, implementation of new business opportunities, possible separation of non-productive assets, and restructuring to change the market position of portfolio companies and maximize revenue. These investments are made outside of any trading platforms, i.e. OTC, only on a bilateral contractual basis.

Wealth management

The administrator manages 35% of the assets. Investments are primarily directed into shares of companies listed on stock exchanges, ETF products, indices, options, and futures contracts on commodities from agriculture, energy, and precious and industrial metals. These are investments for the purpose of liquidity management, allocation, and diversification of managed assets.

Performance comparison

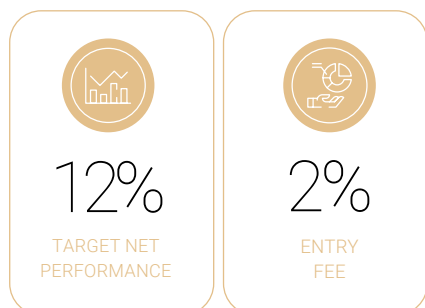
S&P500 VS K&L ROCK FUND 1.



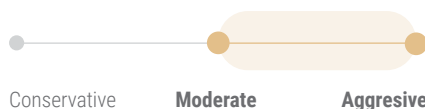
INVESTMENT DISCLAIMER: The company K&L Rock is registered in the CNB register according to § 15 of the Act. 240/2013 Coll. on investment companies and investment funds and is subject to regular reporting obligations. However, it is not subject to its supervision. This page is only for qualified investors, as they are defined in § 272, paragraph 1, letter i) ZISIF. Past returns are no guarantee of future returns.

FUND FACTS

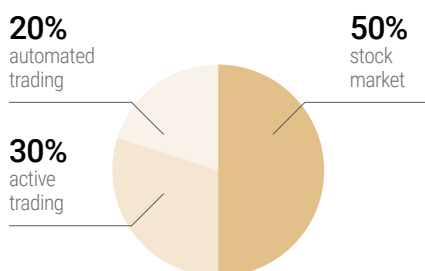
Fund type opened	Currency CZK, USD
Investment period monthly	Broker IB-Interactiv Brokers, X- trade brokers
Fund's underlying assets real estate, global markets & private equity	Investment horizon > 4 years
Minimal investment 1 million. Kč or 125,000 €	Lockup period 0 year
Geography area CZ, USA	Profit withdrawal every 6 months or twice a year
	Leverage max 2,5x



RISK PROFILE



DIVISION ALLOCATION GLOBAL MARKETS



Global markets

In addition to investing in shares, where we focus exclusively on the world's most advancing capital markets in the USA and Western Europe, we also actively trade currency pairs and commodities from energy to grains.

We compile a mix of segments and sub-segments concerning the long-term stability of the division and the low degree of correlation between the individual types of assets in the portfolio.

Thanks to the experience of our team of analysts and portfolio managers, who are among the top specialists in searching for investment opportunities, and thanks to the inclusion of automatic trading elements, we aim for a long-term double-digit annual return in the Global Markets division.

Stocks

Shares investments account for approximately 50% of the assets in the portfolio of the Global Markets division. The K&L Rock strategy is based on using free money to make purchases on the stock exchanges during a period of price declines or to purchase additional shares of companies that are not represented in the portfolio. K&L Rock does not participate in stock shorting.

At the same time, we avoid manic purchases at a time when stocks are too expensive. We apply a conservative approach, which consists of a low

number of purchases and a concentration of the portfolio in 1-15 titles.

Active trading

Unlike equity investments, this part of the Global Markets division, which accounts for roughly 30% of its assets, is dynamic, alive, and ever-changing. Changes in portfolio composition occur practically every day. Our goal in active trading is to supplement long-term equity investments and be the most profitable part of the division.

The assets in which K&L Rock invests in active trading are diverse. There belong the VIX volatility indicator, emission allowances, and energy commodities such as American oil or natural gas, cocoa, coffee, wheat, or soybeans.

Automated trading

It accounts for roughly 20% of the volume of assets in the Global Markets division. Automated trading has a lot in common with the active trading section. Investment decisions and trading take place without human intervention.

Automated trading systems look for entry/exit points or other strategic values based on predetermined conditions. With the help of various indicators, the system executes trade orders as needed. For example, the advantage of automated trading is the ability to monitor the market 24 hours a day and take advantage of opportunities to make money whenever they arise.

Trading results K&L ROCK FUND 1.

	Jan	Feb	Mar	Apr	May	Jun	Jul	Aug	Sep	Okt	Nov	Dec	TOTAL
2020	2,03%	0,66%	1,01%	1,32%	0,99%	1,26%	0,33%	3,09%	0,98%	1,20%	1,20%	1,10%	15,17%
2021	2,01%	0,72%	1,21%	0,97%	1,56%	1,38%	2,71%	1,18%	0,60%	0,80%	1,25%	1,31%	15,70%
2022	1,03%	1,32%	1,23%	0,99%	1,24%	0,87%	1,16%	1,05%	0,65%	0,33%	1,41%	1,22%	12,50%
2023	1,34%	0,53%	1,13%	1,45%	-	-	-	-	-	-	-	-	4,45%

INVESTMENT DISCLAIMER: The company K&L Rock is registered in the CNB register according to § 15 of the Act 240/2013 Coll. on investment companies and investment funds and is subject to regular reporting obligations. However, it is not subject to its supervision. This page is only for qualified investors, as they are defined in § 272, paragraph 1, letter i) ZISIF. Past returns are no guarantee of future returns.